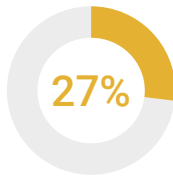


Presidents of Minority Serving Institutions

The American Council on Education (ACE) produced the latest iteration of the American College President Study (ACPS) with generous sponsorship from the TIAA Institute. *The American College President: 2023 Edition* is the ninth iteration of ACPS, and the data it presents provide a comprehensive view of the demographics, challenges, and experiences of college presidents, including information about presidents of minority serving institutions (MSIs). The presidents of MSIs play a critical role in fostering an environment supportive to the academic success of millions of students of color.

Leadership at U.S. MSIs

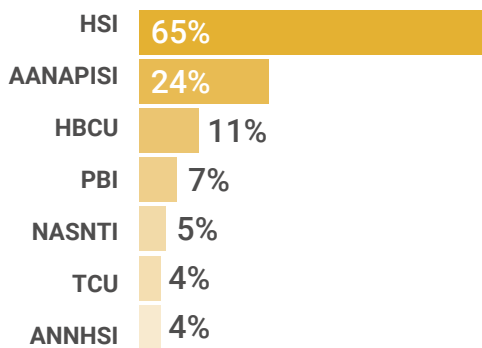
Among the 1,075 college and university presidents who responded to the ACPS survey, **285 led an MSI.**



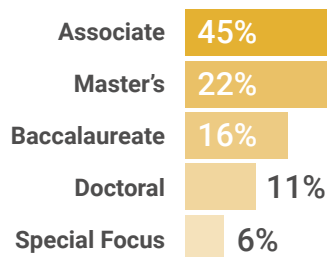
Percentage of respondents who led an MSI

MSI Respondents, by Designation

The majority of presidents at MSIs led Hispanic-Serving Institutions.



Types of institutions led by MSI presidents



Note: The institution types referenced in the figure by acronyms are Hispanic-Serving Institutions (HSIs), Asian American and Native American Pacific Islander-Serving Institutions (AANAPISIs), Historically Black Colleges and Universities (HBCUs), Predominantly Black Institutions (PBIs), Native American Serving Non-Tribal Institution (NASNTIs), Tribal Colleges and Universities (TCUs), and Alaska Native and Native Hawaiian Serving Institutions (ANNHSIs).


MSI President Demographics

MSIs are a source of diversity in the American college presidency.

Time in Current Presidency

On average, presidents of MSIs have served in their current presidency for **5.6 years**, compared with **6.8 years** among all presidents.

Presidents of color at MSIs compared with non-MSIs



Among women presidents, one in three led an MSI, compared with about one in four men.



Pathways to the presidency

Similarly to non-MSIs, around half of presidents came from faculty. One-third of MSI presidents were career administrators, a higher percentage than among their non-MSI colleagues (25 percent).



Came from a faculty background



Came from an administrative background

Suggested citation: American Council on Education. 2023. *The American College President: 2023 Edition—Presidents of Minority Serving Institutions*. Washington, DC: American Council on Education.